

Figure 1. Thermal desorption spectra of CH₂ (a) and C₂H₄ (b) for CH₂I₂ adsorbed on Al at 90 K: $\theta = 0.2$ and heating rate about 30 K/s.

We have investigated the adsorption and decomposition behavior of CH₂I₂ on a clean Al surface at low temperatures. A polycrystalline Al disk (12-mm diameter) was cleaned by Ar⁺ bombardment and annealed at 700 K. The sample was cooled down to about 90 K by LN₂ before being exposed to CH₂I₂. The surface cleanliness as well as the CH₂I₂ coverage (θ) was determined by X-ray photoemission spectroscopy (XPS). Here $\theta = 1$ means one monolayer of coverage of about 4×10^{14} molecules/cm². After the dosage of CH₂I₂, the sample was warmed up by a rf induction heating method.⁴ The desorbed species were detected by a quadrupole mass spectrometer.

Figure 1 shows the thermal desorption spectra (TDS) of CH₂⁺ (14 amu) and C₂H₄⁺ (28 amu) at $\theta = 0.2$. The signals increased with the surface coverage. A trace of 42 amu species, probably due to C₃H₆, was also detected at ca. 170 K. In contrast, no desorption signals of I⁺, CH₂I⁺, and CH₂I₂⁺ or species that can be attributed to C₂H₆ or CH₄ were observed at $\theta \leq 1$. When the coverage was increased to $\theta = 1.5$, CH₂I⁺ desorption was detected at 210 K. This may be due to a different CH₂I₂ dissociation channel at a coverage slightly higher than a monolayer. At $\theta \geq 4$, the desorption of CH₂I₂⁺ parent molecules was clearly observed at 260 K. The results suggest that at $\theta \leq 1$, CH₂I₂ dissociates on the Al surface with the increase of substrate temperature from 90 to 170 K. Apparently, CH₂ radicals are formed around 150–170 K and subsequently desorb as CH₂ and C₂H₄ species. The integrated intensity ratio of CH₂⁺/C₂H₄⁺ signals was 0.8 at $\theta = 0.2$, whereas the ratio of CH₂⁺/C₂H₄⁺ for pure C₂H₄ cracking in our mass spectrometer was 0.08. Thus, the major part of observed CH₂⁺ signal should be attributed to methylene desorbed from the surface and not from the cracking of C₂H₄ in the mass spectrometer. A small but clear difference in the peak positions of TDS between CH₂⁺ and C₂H₄⁺ (Figure 1) also supports this conclusion. To our knowledge, this is the first direct observation of methylene desorption from a solid surface.

The XPS spectra of I(3d_{5/2}) and C(1s) were taken before and after the thermal desorption. The result at $\theta = 1$ is shown in Figure 2. For I(3d_{5/2}), the peak position shifted from 621.3 to 619.6 eV when the sample was heated from 90 to 300 K. The former corresponds to the iodine of associatively adsorbed CH₂I₂ and the latter to I⁻ species.⁵ A small part of adsorbed CH₂I₂ may dissociate even at 90 K, because the peak is skew slightly toward the lower binding energy. The signal intensity after the thermal desorption was almost the same as before the treatment. This means that I⁻ remains on the surface after the molecular decomposition. When the sample was heated to 700 K, I(3d_{5/2}) signal disappeared, probably due to the desorption of AlI₃ (boiling point = 645 K). For C(1s), the peak shifted from 286.2 eV,

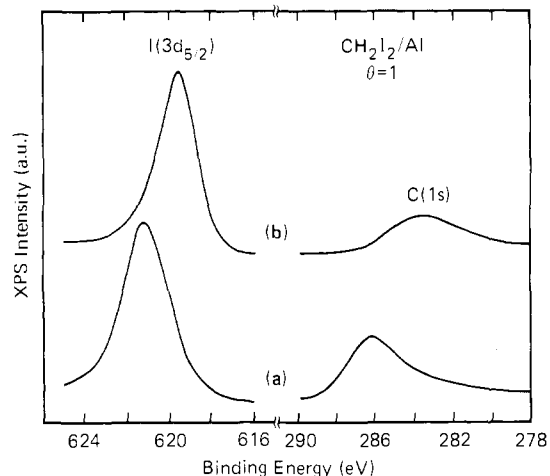


Figure 2. I(3d_{5/2}) and C(1s) XPS spectra of a monolayer of CH₂I₂ adsorbed on Al at 90 K (a) and after heating to 300 K (b).

corresponding to the carbon in CH₂I₂, to ca. 283.5 eV after the thermal desorption up to 300 K. The intensity decreased to ca. 40% of the original value (see Figure 2). Thus, about 60% of adsorbed CH₂I₂ desorbed as methylene and ethylene by heating to room temperature. Judging from the C(1s) binding energy, the remaining carbon seems to exist as an adsorbed surface carbon² or as a carbide.

Intramolecular Radical Additions to the Azo Group. Fast and Indiscriminate 5-Exo and 6-Endo Cyclizations

Athelstan L. J. Beckwith,^{†,‡} Shaofang Wang,^{§,†} and John Warkentin*^{§,†}

Research School of Chemistry
The Australian National University
Canberra, Australia 2601
Department of Chemistry, McMaster University
Hamilton, Ontario, Canada L8S 4M1

Received January 2, 1987

The utility of free radical cyclizations for the synthesis of ring systems has been demonstrated with many recent examples.¹ Most of the studies involved a carbon-centered radical, an olefinic or acetylenic multiple bond, and a product with one or more newly formed carbocyclic rings. Although radicals having a heteroatom at the radical site or between the radical site and the unsaturated group also cyclize, there are few examples of radical cyclizations that afford a heterocyclic ring by closure onto the heteroatom of

[†] Australian National University.

[‡] McMaster University.

[§] Correspondence may be addressed to either author.

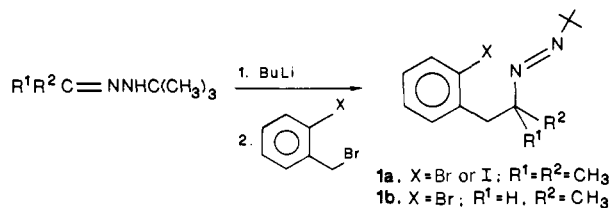
[¶] Visiting Scholar, Xian Modern Chemistry Research Institute, 1986–87.

(4) For details, see: Chuang, T. J.; Seki, H.; Hussla, I. *Surf. Sci.* **1985**, *158*, 525–552, and references therein.

(5) See: *Handbook of X-ray Photoelectron Spectroscopy*; Muilenberg, G. E., Ed.; Perkin-Elmer Corp.: Eden Prairie, MN, 1979; pp 124–125.

(1) For representative recent papers and review articles, see: (a) Winkler, J. D.; Sridar, V. *J. Am. Chem. Soc.* **1986**, *108*, 1708. (b) Tsang, R.; Fraser-Reid, B. *J. Am. Chem. Soc.* **1986**, *108*, 2116. (c) Curran, D. P.; Kuo, S.-C. *J. Am. Chem. Soc.* **1986**, *108*, 1106. (d) Feldman, K. S.; Simpson, R. E.; Parvez, M. *J. Am. Chem. Soc.* **1986**, *108*, 1328. (e) Stork, G.; Kahn, M. *J. Am. Chem. Soc.* **1985**, *107*, 500. (f) Beckwith, A. L. J.; Boate, D. R. *Tetrahedron Lett.* **1985**, *26*, 1761. (g) Burnett, D. A.; Choi, J.-K.; Hart, D. J.; Tsai, Y.-H. *J. Am. Chem. Soc.* **1984**, *106*, 8201. (h) Corey, E. J.; Pyne, S. G. *Tetrahedron Lett.* **1983**, *24*, 2821. (i) Danishefsky, S.; Tanijama, E. *Tetrahedron Lett.* **1983**, *24*, 15. (j) Beckwith, A. L. J.; O'Shea, D. M.; Roberts, D. H. *J. Chem. Soc., Chem. Commun.* **1983**, 1445. (k) Stork, G.; Sher, P. M. *J. Am. Chem. Soc.* **1983**, *105*, 6765. (l) Bachi, M. D.; Frolow, F.; Hoornaert, C. *J. Org. Chem.* **1983**, *48*, 1841. (m) Hart, D. *J. Science (Washington, DC)* **1984**, *223*, 883. (n) Stork, G. In *Current Trends in Organic Synthesis*; Nozaki, H., Ed.; Pergamon Press: New York, 1982; pp 359–370. (o) Surzur, J.-M. In *Reactive Intermediates*; Abramovitch, R. A., Ed.; Plenum Press: New York, 1980; Vol. 1. (p) Beckwith, A. L. *J. Tetrahedron* **1981**, *37*, 3073.

Scheme I

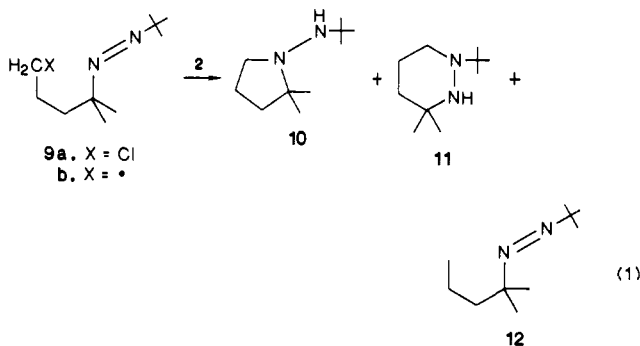


carbonyl, thiocarbonyl,² imino, or azo groups. The only examples of radical ring closure by addition to sp²-nitrogen appear to be two involving the azido group² and one involving the azo group.³ Neither unimolecular nor bimolecular rate constants for radical additions to sp²-nitrogen are known except for rate constants for spin trapping by nitroso compounds.⁴ In the absence of information concerning the kinetics and regiochemistry of radical cyclizations onto azo nitrogen and in view of the increasing popularity of free radical methodology in synthesis, we chose to evaluate the potential of radical ring closure for the synthesis of *N*-heterocycles from azo compounds. We report fast 5-exo and 6-endo radical cyclizations to azo nitrogen.

Treatment of **1**, prepared according to Scheme I, with tri-*n*-butyltin hydride (**2**) at 82 °C in benzene containing AIBN afforded **6**, **7**, and **8** (Scheme II) in the relative yields given in Table I. Total yields of isolated products were 90% or greater.

Heterocycles **6** and **7** were identified from their UV, ¹H NMR, ¹³C NMR, and mass spectra. Catalytic hydrogenation of **6a** afforded *tert*-butylamine. The acyclic products **8** were synthesized independently from benzyl bromide by the method in Scheme I.

Diazene **9**, prepared from 1-chloro-3-iodopropane by the method in Scheme I, gave **10**, **11**, and **12** in the ratios 4:1:1.2 upon treatment with **2** (0.55 M) and AIBN in benzene at 80 °C, eq 1. Structures **10** and **11** were assigned on the basis of ¹H NMR and ¹³C NMR spectra. Compound **12** was synthesized independently from 1-iodopropane.



Scheme II

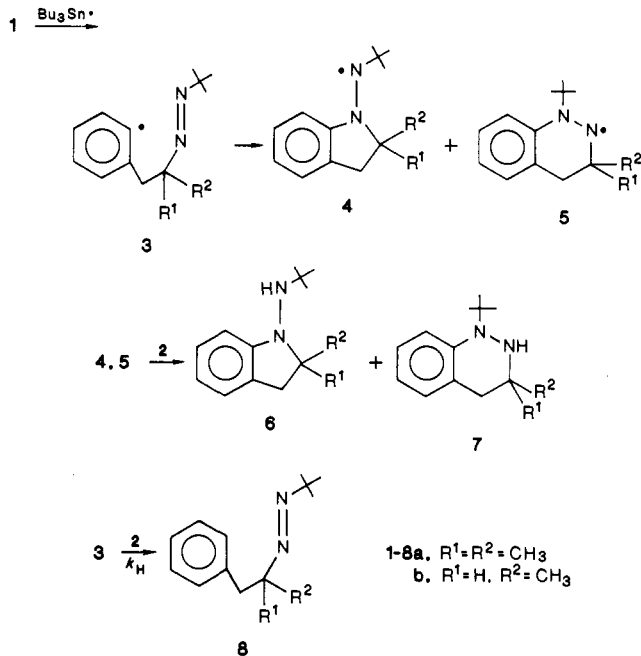
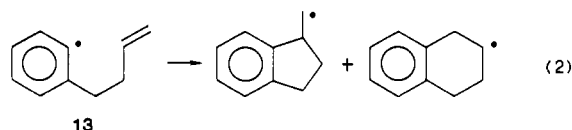


Table I. Relative Yields and Derived Rate Constants (82 °C)

radical	[SnH] ^a	rel yields, ^b %			ratios of rate csts (M) ^c	
		8	6	7	k ₅ /k _H	k ₆ /k _H
3a	0.20	4.9	38.1	57.0	1.55	2.33
	0.73	14.2	35.9	49.9	1.84	2.56
	0.99	17.4	28.3	54.3	1.61	3.09
	1.27	23.4	31.3	45.3	1.70	2.46
	1.50	26.4	30.2	43.4	1.72	2.47
3b	0.52	33.5	18.9	47.5	0.29	0.74
	1.27	38.2	20.1	41.7	0.67	1.38
	1.57	48.8	16.4	34.9	0.53	1.12

^a Effective concentration of Bu₃SnH, in 12.8–13.4-fold excess. The numbers are average concentrations, based on assumed 1:1 stoichiometry. Correction for the thermal expansion of benzene from room temperature to 82 °C is included. ^b Of products corresponding to the starting material, for example, **8a** from **1a** and **8b** from **1b**. The sum of isolated yields was 90% or greater in all cases. Relative yields (GC) are corrected for small differences in detector responses. ^c Close comparison of these ratios for the different radicals is probably not warranted because k_H (here modelled with k_H^{Ph}) must itself be dependent on radical structure because of the steric requirements of both HSnBu₃ and the-ortho substituents in **3a** and **3b**.

about the absolute values of the above cyclization rate constants, it is clear that they are comparable to that for cyclization of **13** in the 5-exo sense (eq 2, k₅¹³ = 9.4 × 10⁸ s⁻¹)⁹ and significantly



larger than k₆¹³ (< 1.8 × 10⁷ s⁻¹) at 82 °C. The rate constants for **13** are also based on the above value for k_H^{Ph}.⁹ There are no data yet for the effects of methyl (or *gem*-dimethyl) and *tert*-butyl substituents (as in **3**) on rate constants for cyclization of aryl radicals similar to **13**. In alkenyl radicals, *gem*-dimethyl substitution increases k₅ by ca. one order of magnitude.¹⁰ The *tert*-butyl group in **3** is expected, by analogy to alkenyl radicals,¹⁰ to reduce k₆. The observed ratios, k₅^{3a}/k₆^{3a} = 0.65 and k₅^{3b}/k₆^{3b} = 0.45 compared to ca. 100 for **13**, are therefore striking results.

The geometry of azo compounds (N=N bond length 1.22 Å, N=N—C angle 114–115°)¹⁰ compared to that of alkenes (C=C,

(9) Abewickrema, A. N.; Beckwith, A. L. J., unpublished observations.

(2) Benati, L.; Montevecchi, P. C. *J. Org. Chem.* **1981**, *46*, 4570.

(3) Benati, L.; Placucci, G.; Spagnolo, P.; Tundo, A.; Zanardi, G. *J. Chem. Soc., Perkin Trans. 1* **1977**, 1684.

(4) Lorand, J. P. In *Radical Reaction Rates in Liquids*; Fischer, H., Ed.; Springer-Verlag: Berlin, 1984; Landolt-Börnstein, new series, subvolume a, pp 135–251.

(5) Johnston, L. J.; Luszyk, J.; Wayner, D. D. M.; Abewickreyma, A. N.; Beckwith, A. L. J.; Scaiano, J. C.; Ingold, K. U. *J. Am. Chem. Soc.* **1985**, *107*, 4594.

(6) Ingold, K. U., personal communication.

(7) Beckwith, A. L. J.; Bowry, V. W., unpublished observations.

(8) Beckwith, A. L. J.; Bowry, V. W.; O'Leary, M.; Moad, G.; Rizzardo, E.; Solomon, D. H. *Chem. Commun.* **1986**, 1003.

1.34 Å, C=C—C ca. 120°) may be largely responsible for the facile 6-endo cyclizations of **3**. Double bond shortening and angle tightening in **3** probably improve the interorbital alignment between the semiooccupied orbital of the radical site and the π^* -orbital of the double bond in the transition structure^{1p,11} for 6-endo closure, compared to that alignment in **13**. The fact that $(k_5/k_6)^{3a} > (k_5/k_6)^{3b}$ suggests that the *gem*-dimethyl effect (see above) may be operating to increase k_5^{3a} . Finally, the resonance stabilization of the cyclic hydrazyls ($R_2\dot{N}NR \leftrightarrow R_2\dot{N}-\bar{N}R$) probably means that the cyclizations that form them have transition states that are more reactantlike than those for corresponding cyclizations to C=C bonds and are therefore less selective and less sensitive to steric factors.

In summary, both aryl and alkyl radicals cyclize rapidly to the N=N functional group and the k_5/k_6 ratios in three cases lie between 0.45 and 5. High yields of heterocycles were obtained by working with concentrations of **2** much lower than those in Table I.

Acknowledgment. One of us (J.W.) gratefully acknowledges support from McMaster University as well as support and facilities from the Australian National University which enabled him to begin this work during a sabbatical leave. A travel grant and an operating grant for work done at McMaster University were provided by the Natural Sciences and Engineering Research Council of Canada.

- (10) The parameters are those of AIBN and ACP. Jaffe, A. B.; Malament, D. S.; Slisz, E. P.; McBride, J. M. *J. Am. Chem. Soc.* **1972**, *94*, 8515.
 (11) (a) Beckwith, A. L. J.; Schiesser, C. H. *Tetrahedron* **1985**, *41*, 3925.
 (b) Beckwith, A. L. J.; Gream, G. E.; Struble, D. L. *Aust. J. Chem.* **1972**, *25*, 1081. (c) Beckwith, A. L. J. "Essays on Free Radical Chemistry"; *Chem. Soc. Spec. Publ.* Chemical Society London: 1970; No. 24, p 239.

Raman Spectroscopy of the High T_c Superconductor $YBa_2Cu_3O_7$ and the Semiconductor $YBa_2Cu_3O_6$

Yuanfang Dai,[†] J. S. Swinnea,[‡] H. Steinfink,[‡]
 J. B. Goodenough,[‡] and Alan Campion*[†]

Materials Research Group and Departments of
 Chemistry and Chemical Engineering, The University of
 Texas at Austin, Austin, Texas 78712

Received May 29, 1987

The recent discoveries of superconducting materials with extraordinarily high-transition temperatures immediately raise the question of whether an electron-phonon mechanism as in the Bardeen-Cooper-Schrieffer (BCS) theory is operative or if some entirely new mechanism must be invoked.¹ The common structural features of these materials are extended Cu-O chains and sheets.²⁻⁶ Since the standard BCS theory predicts that T_c is proportional to the Debye temperature, it has been suggested that the comparatively high frequencies of Cu-O breathing modes could be responsible for these very high-transition temperatures.⁷⁻⁹

[†] Department of Chemistry.

[‡] Department of Chemical Engineering.

(1) Khurana, A. *Phys. Today* **1987**, *40*, 17.

(2) Bednorz, J. G.; Takashige, M.; Müller, K. A. *Europhys. Lett.* **1987**, *3*, 379.

(3) Takagi, H.; Uchida, S.; Kitazawa, K.; Tanaka, S. *Jpn. J. Appl. Phys. Lett.* **1987**, *26*, L123.

(4) Steinfink, H.; Swinnea, J. S.; Sui, Z. T.; Hsu, H. M.; Goodenough, J. B. *J. Am. Chem. Soc.* **1987**, *109*, 3348.

(5) Swinnea, J. S.; Steinfink, H. *J. Mat. Res.* **1987**, submitted for publication.

(6) Manthiram, A.; Swinnea, J. S.; Sui, Z. T.; Hsu, H. M.; Steinfink, H.; Goodenough, J. B., manuscript in preparation.

(7) Mattheiss, L. F. *Phys. Rev. Lett.* **1987**, *58*, 1028.

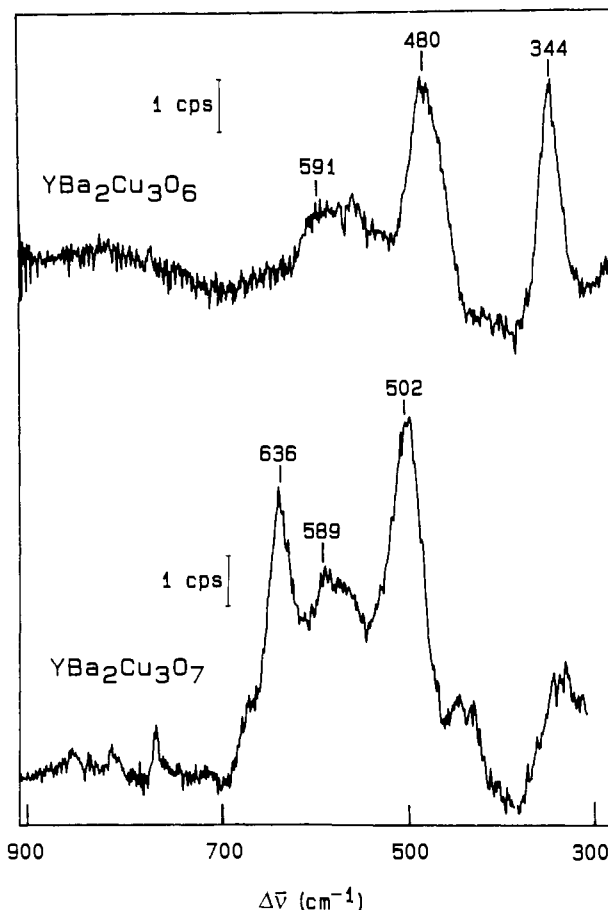


Figure 1. Raman spectra of $YBa_2Cu_3O_7$ and $YBa_2Cu_3O_6$: laser line 514.5 nm and laser power 20 mW for O_7 and 10 mW for O_6 measured at sample surfaces.

While this mechanism may be adequate to account for the T_c below 50 K in the lanthanum-copper oxide systems, it is difficult to see how it could apply to the 90 K materials, the yttrium-barium-copper oxides. There is also very recent evidence that there is no isotope effect in the latter system, in disagreement with the requirements of the standard theory.¹⁰ Motivated by the generally accepted empirical correlation between the existence of phonon anomalies, lattice instabilities, and high T_c 's in other materials,¹¹ we have begun to investigate the role of lattice phonons in high T_c superconductors. We report here the Raman spectra of the superconducting $YBa_2Cu_3O_7$ phase and the semiconducting $YBa_2Cu_3O_6$ phase.

The samples were prepared from starting materials Y_2O_3 , CuO, and $BaCO_3$ of nominal purities 99.99%, 99.9%, and 99.8%, respectively. These compounds were mixed in a stoichiometric ratio of 0.165:0.335:0.50 (Y/Ba/Cu mole fractions as the oxides) and heated for 20 h at 950 °C in a platinum or zirconium crucible in air.⁴ A single-phase material $YBa_2Cu_3O_{7-x}$ (based on powder X-ray diffraction analysis) was then obtained and was pressed into a disk and sintered at 950 °C. Two fragments of the sintered disk were further treated: one, by annealing at 350 °C in O_2 for 20 h to make $YBa_2Cu_3O_7$; and another, by heating in flowing Ar at 620 °C for 20 h to make $YBa_2Cu_3O_6$. The oxygen content analysis gave 6.96 and 6.11, respectively, for the two materials. Both the orthorhombic, superconducting and the tetragonal,

(8) Yu, J.; Freeman, A. J.; Xu, J.-H. *Phys. Rev. Lett.* **1987**, *58*, 1035.

(9) Weber, W. *Phys. Rev. Lett.* **1987**, *58*, 1371.

(10) Presentations by University of California, Berkeley and AT&T Bell Laboratories, Murray Hill, NJ groups, *Proceedings of the Symposium on High Temperature Superconductors with T_c Over 30 K*; Material Research Society, Spring Meeting, April 21-25, 1987.

(11) Allen, P. B. In *Dynamical Properties of Solids*; Horton, G. K., Maradudin, A. A., Eds.; North-Holland: Amsterdam, 1980; Vol. 3, pp 95-196.